

DIAMOND TOOLS



CATALOGUE

Professional
Diamond Tools



CONTENTS

LASER WELDED BLADES — Page01–05

General Purpose (Key Slot)
Asphalt / Green Concrete (Deep Segment)
Asphalt / Green Concrete (TCT Inserted)
Asphalt / Green Concrete (Drop Segment)
Asphalt / Green Concrete (Deep-Drop Segment)
Cured Concrete (Short Segment)
Cured Concrete / Granite (Turbo Segment)
Cured Concrete / Granite (W-Shape Segment)
Cured Concrete / Asphalt (Drop Slot)
Cured Concrete / Asphalt (Wide Skew U Slot)
Cured Concrete / Asphalt (Mixed Segment)
Granite / Cured Concrete (S-Shape Segment)
Granite / Marble (Narrow U Slot)
Ring Saw Blade

SILVER BRAZED BLADES — Page06

SEGMENTS — Page07

HOT PRESSED SINTERED BLADES — Page08–10

Segmented
Continuous Rim
Turbo
Turbo Wave
Super Thin Turbo
Fine Turbo
Turbo (Segmented) With Protective-Teeth

COLD PRESSED SINTERED BLADES — Page11–12

Segment
Continuous Rim
Turbo
Turbo Wave
Fine Turbo
Turbo Segmented

GRINDING CUP WHEELS — Page13–15

Single Row
Double Row
Turbo Type
Continuous Rim Type
Swirly Type
Super Turbo Type
Grinding Head
U Shape
T Shape
Three-Segment Type
Carving Wheel

TUCK POINT & CRACK CHASER — Page16–17

Tuck Point
Crack Chaser
Sandwich Tuck Point
Turbo Crack Chaser
Turbo Tuck Point

CORE BITS & ACCESSORIES — Page18–19

Dry Type
Wet Type (Single & Assembly)
3-PC Set
5-PC Set
Accessories

FLEXIBLE POLISHING PADS (WET & DRY) — Page20

STEEL CORE — Page21–22

T. C. T. SAW BLADES — Page23–25

For Wood Cutting
For Aluminium
For Laminated Panel
For Table Saws
For Metal
Common Round Saw Blade For Cutting Wood

ELECTROPLATED TOOLS — Page26



LASER WELDED BLADES

Laser welding technology enables the manufacturing process to be highly automated, resulting in greatly improved stability and stronger adhesion of the diamonds to the metal substrate. The result is improved efficiency, cutting life and operator safety.



GENERAL PURPOSE (KEY SLOT)

Application:
Designed for high performance–cutting of an extensive range of masonry and concrete materials including bricks, blocks, slate, stone, etc..

GENERAL PURPOSE (KEY SLOT)

ITEM NO.	OUTER DIAMETER		BORE DIAMETER(MM)	SEGMENT WIDTH(MM)	SEGMENT HEIGHT(MM)
	MM	INCH			
LGP04	105	4"	20/22.23	2.0	7/8
LGP45	115	4.5"	20/22.23	2.2	7/8
LGP05	125	5"	20/22.23	2.2	7/8
LGP06	150	6"	22.23	2.4	7/8
LGP07	180	7"	22.23	2.4	7/8
LGP08	200	8"	22.23	2.4	7/8
LGP09	230	9"	22.23	2.5	8/10
LGP10	250	10"	22.23/25.4	2.6	8/10
LGP12	300	12"	25.4/50	3.2	8/10
LGP14	350	14"	25.4/50	3.2	8/10
LGP16	400	16"	25.4/50	3.4	8/10
LGP18	450	18"	25.4/50	3.6	8/10
LGP20	500	20"	25.4/50	3.8	8/10
LGP22	550	22"	25.4/50	4.2	8/10
LGP24	600	24"	25.4/50	4.4	8/10

▲ Different arbor sizes and segment specifications are available upon request.



ASPHALT / GREEN CONCRETE (DEEP SEGMENT)

Application:
Specially designed for asphalt, asphalt over concrete, green concrete, and other highly abrasive materials.

ASPHALT / GREEN CONCRETE (DEEP SEGMENT)

ITEM NO.	OUTER DIAMETER		BORE DIAMETER(MM)	SEGMENT WIDTH(MM)	SEGMENT HEIGHT(MM)
	MM	INCH			
LAD09	230	9"	22.23	2.5	8/10
LAD10	250	10"	22.23/25.4	2.6	8/10
LAD12	300	12"	25.4/50	3.2	8/10
LAD14	350	14"	25.4/50	3.2	8/10
LAD16	400	16"	25.4/50	3.4	8/10
LAD18	450	18"	25.4/50	3.6	8/10
LAD20	500	20"	25.4/50	3.8	8/10
LAD22	550	22"	25.4/50	4.2	8/10
LAD24	600	24"	25.4/50	4.4	8/10

▲ Different arbor sizes and segment specifications are available upon request.



ASPHALT / GREEN CONCRETE (TCT INSERTED)

Application:
Specially designed for asphalt , asphalt over concrete , green concrete , and other highly abrasive materials.

ASPHALT / GREEN CONCRETE (TCT INSERTED)

ITEM NO.	OUTER DIAMETER		BORE DIAMETER(MM)	SEGMENT WIDTH(MM)	SEGMENT HEIGHT(MM)
	MM	INCH			
LAT09	230	9"	22.23	2.5	8/10
LAT10	250	10"	22.23/25.4	2.6	8/10
LAT12	300	12"	25.4/50	3.2	8/10
LAT14	350	14"	25.4/50	3.2	8/10
LAT16	400	16"	25.4/50	3.4	8/10
LAT18	450	18"	25.4/50	3.6	8/10
LAT20	500	20"	25.4/50	3.8	8/10
LAT22	550	22"	25.4/50	4.2	8/10
LAT24	600	24"	25.4/50	4.4	8/10

▲ Different arbor sizes and segment specifications are available upon request.



ASPHALT / GREEN CONCRETE (DROP SEGMENT)

Application:
Specially designed for asphalt , asphalt over concrete , green concrete , and other highly abrasive materials.

ASPHALT / GREEN CONCRETE (DROP SEGMENT)

ITEM NO.	OUTER DIAMETER		BORE DIAMETER(MM)	SEGMENT WIDTH(MM)	SEGMENT HEIGHT(MM)
	MM	INCH			
LAR09	230	9"	22.23	2.5	8/10
LAR10	250	10"	22.23/25.4	2.6	8/10
LAR12	300	12"	25.4/50	3.2	8/10
LAR14	350	14"	25.4/50	3.2	8/10
LAR16	400	16"	25.4/50	3.4	8/10
LAR18	450	18"	25.4/50	3.6	8/10
LAR20	500	20"	25.4/50	3.8	8/10
LAR22	550	22"	25.4/50	4.2	8/10
LAR24	600	24"	25.4/50	4.4	8/10

▲ Different arbor sizes and segment specifications are available upon request.



ASPHALT / GREEN CONCRETE (DEEP–DROP SEGMENT)

Application:
Specially designed for asphalt , asphalt over concrete , green concrete , and other highly abrasive materials.

ASPHALT/GREEN CONCRETE (DEEP–DROP SEGMENT)

ITEM NO.	OUTER DIAMETER		BORE DIAMETER(MM)	SEGMENT WIDTH(MM)	SEGMENT HEIGHT(MM)
	MM	INCH			
LAP09	230	9"	22.23	2.5	8/10
LAP10	250	10"	22.23/25.4	2.6	8/10
LAP12	300	12"	25.4/50	3.2	8/10
LAP14	350	14"	25.4/50	3.2	8/10
LAP16	400	16"	25.4/50	3.4	8/10
LAP18	450	18"	25.4/50	3.6	8/10
LAP20	500	20"	25.4/50	3.8	8/10
LAP22	550	22"	25.4/50	4.2	8/10
LAP24	600	24"	25.4/50	4.4	8/10

▲ Different arbor sizes and segment specifications are available upon request.



CURED CONCRETE (SHORT SEGMENT)

Application:
For hard non-abrasive products , hardened concrete , reinforced concrete , cured concrete , engineering bricks , hard clay roof tiles , concrete pipe and so on.

CURED CONCRETE (SHORT SEGMENT)					
ITEM NO.	OUTER DIAMETER		BORE DIAMETER(MM)	SEGMENT WIDTH(MM)	SEGMENT HEIGHT(MM)
	MM	INCH			
LCS09	230	9''	22.23	2.5	8/10
LCS10	250	10''	22.23/25.4	2.6	8/10
LCS12	300	12''	25.4/50	3.2	8/10
LCS14	350	14''	25.4/50	3.2	8/10
LCS16	400	16''	25.4/50	3.4	8/10
LCS18	450	18''	25.4/50	3.6	8/10
LCS20	500	20''	25.4/50	3.8	8/10
LCS22	550	22''	25.4/50	4.2	8/10
LCS24	600	24''	25.4/50	4.4	8/10

▲ Different arbor sizes and segment specifications are available upon request.



CURED CONCRETE / GRANITE (TURBO SEGMENT)

Application:
For granite and concrete materials with specially designed turbo type segment which guarantees much faster cutting than that of plain segment.

CURED CONCRETE / GRANITE (TURBO SEGMENT)					
ITEM NO.	OUTER DIAMETER		BORE DIAMETER(MM)	SEGMENT WIDTH(MM)	SEGMENT HEIGHT(MM)
	MM	INCH			
LTB04	105	4''	20/22.23	2.4	7/8
LTB45	115	4.5''	20/22.23	2.4	7/8
LTB05	125	5''	20/22.23	2.4	7/8
LTB06	150	6''	22.23	2.4	7/8
LTB07	180	7''	22.23	2.6	7/8
LTB08	200	8''	22.23	2.6	7/8
LTB09	230	9''	22.23	2.8	8/10
LTB10	250	10''	22.23/25.4	3.0	8/10
LTB12	300	12''	25.4/50	3.4	8/10
LTB14	350	14''	25.4/50	3.4	8/10
LTB16	400	16''	25.4/50	3.6	8/10
LTB18	450	18''	25.4/50	3.8	8/10
LTB20	500	20''	25.4/50	4.0	8/10
LTB22	550	22''	25.4/50	4.0	8/10
LTB24	600	24''	25.4/50	4.8	8/10

▲ Different arbor sizes and segment specifications are available upon request.



CURED CONCRETE / GRANITE (W-SHAPE SEGMENT)

Application:
For concrete, reinforced concrete, bricks, granite and various kinds of construction materials.

CURED CONCRETE / GRANITE (W-SHAPE SEGMENT)					
ITEM NO.	OUTER DIAMETER		BORE DIAMETER(MM)	SEGMENT WIDTH(MM)	SEGMENT HEIGHT(MM)
	MM	INCH			
LCW09	230	9''	22.23	2.5	8/10
LCW10	250	10''	22.23/25.4	2.6	8/10
LCW12	300	12''	25.4/50	3.2	8/10
LCW14	350	14''	25.4/50	3.2	8/10
LCW16	400	16''	25.4/50	3.4	8/10
LCW18	450	18''	25.4/50	3.6	8/10
LCW20	500	20''	25.4/50	3.8	8/10
LCW22	550	22''	25.4/50	4.2	8/10
LCW24	600	24''	25.4/50	4.4	8/10

▲ Different arbor sizes and segment specifications are available upon request.



CURED CONCRETE / ASPHALT (DROP SLOT)

Application:
For cured concrete , brick , brick pavers , asphalt , bluestone , limestone , roof tile and block with better cooling.

CURED CONCRETE / ASPHALT (DROP SLOT)					
ITEM NO.	OUTER DIAMETER		BORE DIAMETER(MM)	SEGMENT WIDTH(MM)	SEGMENT HEIGHT(MM)
	MM	INCH			
LDS09	230	9''	22.23	2.5	8/10
LDS10	250	10''	22.23/25.4	2.6	8/10
LDS12	300	12''	25.4/50	3.2	8/10
LDS14	350	14''	25.4/50	3.2	8/10
LDS16	400	16''	25.4/50	3.4	8/10
LDS18	450	18''	25.4/50	3.6	8/10
LDS20	500	20''	25.4/50	3.8	8/10
LDS22	550	22''	25.4/50	4.2	8/10
LDS24	600	24''	25.4/50	4.4	8/10

▲ Different arbor sizes and segment specifications are available upon request.



CURED CONCRETE / ASPHALT (WIDE SKEW U SLOT)

Application:
For cured concrete , bricks , asphalt , asphalt ever concrete.

CURED CONCRETE / ASPHALT (WIDE SKEW U SLOT)					
ITEM NO.	OUTER DIAMETER		BORE DIAMETER(MM)	SEGMENT WIDTH(MM)	SEGMENT HEIGHT(MM)
	MM	INCH			
LWU09	230	9''	22.23	2.5	8/10
LWU10	250	10''	22.23/25.4	2.6	8/10
LWU12	300	12''	25.4/50	3.2	8/10
LWU14	350	14''	25.4/50	3.2	8/10
LWU16	400	16''	25.4/50	3.4	8/10
LWU18	450	18''	25.4/50	3.6	8/10
LWU20	500	20''	25.4/50	3.8	8/10
LWU22	550	22''	25.4/50	4.2	8/10
LWU24	600	24''	25.4/50	4.4	8/10

▲ Different arbor sizes and segment specifications are available upon request.



CURED CONCRETE / ASPHALT (MIXED SEGMENT)

Application:
For cured concrete , asphalt over concrete , sandstone , and so on.

CURED CONCRETE / ASPHALT (MIXED SEGMENT)					
ITEM NO.	OUTER DIAMETER		BORE DIAMETER(MM)	SEGMENT WIDTH(MM)	SEGMENT HEIGHT(MM)
	MM	INCH			
LMS09	230	9''	22.23	2.8	8/10
LMS10	250	10''	22.23/25.4	3.0	8/10
LMS12	300	12''	25.4/50	3.4	8/10
LMS14	350	14''	25.4/50	3.4	8/10
LMS16	400	16''	25.4/50	3.6	8/10
LMS18	450	18''	25.4/50	3.8	8/10
LMS20	500	20''	25.4/50	4.0	8/10
LMS22	550	22''	25.4/50	4.6	8/10
LMS24	600	24''	25.4/50	4.8	8/10

▲ Different arbor sizes and segment specifications are available upon request.





GRANITE / CURED CONCRETE (S-SHAPE SEGMENT)

Application:
For cured concrete , reinforced concrete , bricks , slate , masonry , granite , etc. .

GRANITE / CURED CONCRETE (S-SHAPE SEGMENT)					
ITEM NO.	OUTER DIAMETER		BORE DIAMETER(MM)	SEGMENT WIDTH(MM)	SEGMENT HEIGHT(MM)
	MM	INCH			
LSS09	230	9''	22.23	2.5	8/10
LSS10	250	10''	22.23/25.4	2.6	8/10
LSS12	300	12''	25.4/50	3.2	8/10
LSS14	350	14''	25.4/50	3.2	8/10
LSS16	400	16''	25.4/50	3.4	8/10
LSS18	450	18''	25.4/50	3.6	8/10
LSS20	500	20''	25.4/50	3.8	8/10
LSS22	550	22''	25.4/50	4.2	8/10
LSS24	600	24''	25.4/50	4.4	8/10

▲ Different arbor sizes and segment specifications are available upon request.



GRANITE / MARBLE (NARROW U SLOT)

Application:
For high speed economical cutting of various granite and marble materials.

GRANITE / MARBLE (NARROW U SLOT)					
ITEM NO.	OUTER DIAMETER		BORE DIAMETER(MM)	SEGMENT WIDTH(MM)	SEGMENT HEIGHT(MM)
	MM	INCH			
LGM09	230	9''	22.23	2.5	8/10
LGM10	250	10''	22.23/25.4	2.6	8/10
LGM12	300	12''	25.4/50	3.2	8/10
LGM14	350	14''	25.4/50	3.2	8/10
LGM16	400	16''	25.4/50	3.4	8/10
LGM18	450	18''	25.4/50	3.6	8/10
LGM20	500	20''	25.4/50	3.8	8/10
LGM22	550	22''	25.4/50	4.2	8/10
LGM24	600	24''	25.4/50	4.4	8/10

▲ Different arbor sizes and segment specifications are available upon request.



RING SAW BLADE

Application:
For asphalt , concrete , masonry , etc..

RING SAW BLADE				
ITEM NO.	OUTER DIAMETER		SEGMENT WIDTH(MM)	SEGMENT HEIGHT(MM)
	MM	INCH		
LRB14	350	14''	4.0	10/12

SILVER BRAZED BLADES

Application:
For very heavy duty cutting of granite , marble , natural stone , all concrete materials and asphalt. The high frequency electrical brazing process and tough segment design provide for exceptional performance and high productivity.



SILVER BRAZED BLADES							
ITEM NO.	OUTER DIAMETER		BORE DIAMETER (MM)	SEGMENT DIMENSION(MM)			NO.OF SEG.
	(MM)	INCH		L	W	H	
BSB12	300	12	25.4	40	3.0	8/10	20
BSB14	350	14	25.4	40	3.2	8/10	24
BSB16	400	16	25.4	40	3.4	8/10	28
BSB18	450	18	25.4/50	40	4.0	8/10	32
BSB20	500	20	50/60	40	4.0	8/10	36
BSB24	600	24	50/60	40	4.2	8/10	42
BSB28	700	28	50/60	40	4.8	8/10	50
BSB32	800	32	50/60	40	6.0	8/10	48
BSB36	900	36	80/100	24	6.5	10/12	64
BSB40	1000	40	80/100	24	7.0	10/12	70
BSB48	1200	48	80/100	24	8.0	10/12	80
BSB60	1500	60	100/120	24	9.0	10/12	100
BSB64	1600	64	100/150	24	9.0	10/12	108

▲ Different arbor sizes and segment specifications are available upon request.



SEGMENTS



SEGMENTS FOR CORE BITS

DIAMETER		LENGTH (MM)	WIDTH (MM)	HEIGHT (MM)	NO.OF SEG
MM	INCH				
25	1	17	3.0	7	3
32	1-1/4	17	3.0	7	3
38	1-1/2	17	3.0	7	4
50	2	24	3.5	7	5
63	2-1/2	24	3.5	7	6
75	3	24	3.5	7	7
89	3-1/2	24	3.5	7	8
100	4	24	4.0	7	9
115	4-1/2	24	4.0	7	10
125	5	24	4.0	7	10
150	6	24	4.0	7	12
180	7	24	4.0	7	14
200	8	24	4.5	7	16
230	9	24	4.5	7	18
250	10	24	4.5	7	20
300	12	24	5.0	7	22
350	14	24	5.0	7	24

▲ Different specifications are available upon request.

SEGMENTS FOR BIG BLADES

DIAMETER		LENGTH (MM)	WIDTH (MM)	HEIGHT (MM)	NO.OF SEG
MM	INCH				
300	12	40	3.0	8/10	20
350	14	40	3.2	8/10	24
400	16	40	3.4	8/10	28
450	18	40	4.0	8/10	32
500	20	40	4.0	8/10	36
600	24	40	4.2	8/10	42
700	28	40	4.8	8/10	50
800	32	40	6.0	8/10	48
900	36	24	6.5	10/12	64
1000	40	24	7.5	10/12	70
1200	48	24	8.0	10/12	80
1500	60	24	9.0	10/12	100
1600	64	24	9.0	10/12	108
2000	80	24	10.0	20	128
3000	120	24	13.0	20	160

▲ Different specifications are available upon request.

HOT PRESS SINTERED BLADES



HOT PRESS SINTERED SEGMENTED

Application:
For granite, marble, masonry and concrete materials.

HOT PRESS SINTERED SEGMENTED					
ITEM NO.	OUTER DIAMETER		BORE DIAMETER(MM)	SEGMENT WIDTH(MM)	SEGMENT HEIGHT(MM)
	MM	INCH			
HSB04	105	4"	20	1.8	7
HSB43	110	4.3"	22.23	1.8	7
HSB45	115	4.5"	22.23	1.8	7
HSB05	125	5"	22.23	2.0	7
HSB06	150	6"	22.23	2.0	7
HSB07	180	7"	22.23	2.2	7
HSB08	200	8"	22.23	2.4	7
HSB09	230	9"	22.23	2.4	7
HSB10	250	10"	25.4	2.6	7
HSB12	300	12"	25.4	2.8	7/12
HSB14	350	14"	25.4	3.0	7/12

▲ Different arbor sizes and segment specifications are available upon request.



HOT PRESS SINTERED CONTINUOUS RIM

Application: Designed for ceramic tiles, granite and marble.

HOT PRESS SINTERED CONTINUOUS RIM					
ITEM NO.	OUTER DIAMETER		BORE DIAMETER(MM)	SEGMENT WIDTH(MM)	SEGMENT HEIGHT(MM)
	MM	INCH			
HCB04	105	4"	20	1.6	7/10
HCB43	110	4.3"	22.23	1.6	7/10
HCB45	115	4.5"	22.23	1.6	7/10
HCB05	125	5"	22.23	1.8	7/10
HCB06	150	6"	22.23	1.8	7/10
HCB07	180	7"	22.23	1.8	7/10
HCB08	200	8"	22.23	2.0	7/10
HCB09	230	9"	22.23	2.2	7/10
HCB10	250	10"	25.4	2.2	7/10
HCB12	300	12"	25.4	2.4	7/10
HCB14	350	14"	25.4	2.6	7/10

▲ Different arbor sizes and segment specifications are available upon request.



HOT PRESS SINTERED TURBO

Application:
For granite, marble concrete and engineering bricks.

HOT PRESS SINTERED TURBO					
ITEM NO.	OUTER DIAMETER		BORE DIAMETER(MM)	SEGMENT WIDTH(MM)	SEGMENT HEIGHT(MM)
	MM	INCH			
HTB04	105	4"	20	2.0	7
HTB43	110	4.3"	22.23	2.0	7
HTB45	115	4.5"	22.23	2.2	7
HTB05	125	5"	22.23	2.2	7
HTB06	150	6"	22.23	2.4	7
HTB07	180	7"	22.23	2.4	7
HTB08	200	8"	22.23	2.6	7
HTB09	230	9"	22.23	2.6	7
HTB10	250	10"	25.4	2.8	7
HTB12	300	12"	25.4	2.8	7
HTB14	350	14"	25.4	3.0	7

▲ Different arbor sizes and segment specifications are available upon request.



HOT PRESS SINTERED TURBO WAVE

Application:
For granite, marble, engineering bricks, concrete and masonry materials.

HOT PRESS SINTERED TURBO WAVE					
ITEM NO.	OUTER DIAMETER		BORE DIAMETER(MM)	SEGMENT WIDTH(MM)	SEGMENT HEIGHT(MM)
	MM	INCH			
HTW04	105	4"	20	2.2	7
HTW43	115	4.5"	22.23	2.4	7
HTW05	125	5"	22.23	2.4	7
HTW07	180	7"	22.23	3.0	7
HTW09	230	9"	22.23	3.2	7

▲ Different arbor sizes and segment specifications are available upon request.



HOT PRESS SINTERED SUPER THIN TURBO

Application:
For granite, marble, tiles and ceramic.

HOT PRESS SINTERED SUPER THIN TURBO					
ITEM NO.	OUTER DIAMETER		BORE DIAMETER(MM)	SEGMENT WIDTH(MM)	SEGMENT HEIGHT(MM)
	MM	INCH			
HTT04	105	4"	20	1.2	7
HTT43	110	4.3"	22.23	1.2	7
HTT45	115	4.5"	22.23	1.3	7
HTT05	125	5"	22.23	1.3	7
HTT06	150	6"	22.23	1.8	7
HTT07	180	7"	22.23	1.8	7
HTT08	200	8"	22.23	1.8	7
HTT09	230	9"	22.23	2.0	7
HTT10	250	10"	25.4	2.2	7
HTT12	300	12"	25.4	2.6	8
HTT14	350	14"	25.4	2.6	8

▲ Different arbor sizes and segment specifications are available upon request.



HOT PRESS SINTERED FINE TURBO

Application:
For hard aggregates, granite, marble and engineering bricks.

HOT PRESS SINTERED FINE TURBO					
ITEM NO.	OUTER DIAMETER		BORE DIAMETER(MM)	SEGMENT WIDTH(MM)	SEGMENT HEIGHT(MM)
	MM	INCH			
HFT04	105	4"	20	2.0	10
HFT43	110	4.3"	22.23	2.0	10
HFT45	115	4.5"	22.23	2.2	10
HFT05	125	5"	22.23	2.2	10
HFT06	150	6"	22.23	2.4	10
HFT07	180	7"	22.23	2.4	10
HFT08	200	8"	22.23	2.6	10
HFT09	230	9"	22.23	2.6	10

▲ Different arbor sizes and segment specifications are available upon request.















HOT PRESS SINTERED TURBO (SEGMENTED) WITH PROTECTIVE TEETH

Application:
For professional high speed cutting of most materials, including but not limited to: granite , marble , concrete , reinforced concrete , concrete products , engineering bricks , hard clay roof tiles , masonry, products , and bricks.

HOT PRESS SINTERED TURBO (SEGMENTED) WITH PROTECTIVE-TEETH					
ITEM NO.	OUTER DIAMETER		BORE DIAMETER(MM)	SEGMENT WIDTH(MM)	SEGMENT HEIGHT(MM)
	MM	INCH			
HPT04	105	4"	20	2.2	7/8
HPT45	115	4.5"	22.23	2.4	7/8
HPT05	125	5"	22.23	2.4	7/8
HPT06	150	6"	22.23	2.4	7/8
HPT07	180	7"	22.23	2.6	7/8
HPT08	200	8"	22.23	2.6	7/8
HPT09	230	9"	22.23	2.8	7/8
HPT10	250	10"	25.4	3.0	7/8
HPT12	300	12"	25.4	3.2	7/8
HPT14	350	14"	25.4	3.2	7/8

▲ Different arbor sizes and segment specifications are available upon request.



COLD PRESS SINTERED BLADES



COLD PRESS SINTERED SEGMENTED

Application:
For general cutting of granite, marble, masonry and concrete materials.

COLD PRESS SINTERED SEGMENTED					
ITEM NO.	OUTER DIAMETER		BORE DIAMETER(MM)	SEGMENT WIDTH(MM)	SEGMENT HEIGHT(MM)
	MM	INCH			
CSB04	105	4"	20	1.8	7/10
CSB43	110	4.3"	22.23	1.8	7/10
CSB45	115	4.5"	22.23	2.0	7/10
CSB05	125	5"	22.23	2.0	7/10
CSB06	150	6"	22.23	2.2	7/10
CSB07	180	7"	22.23	2.2	7/10
CSB08	200	8"	22.23	2.4	7/10
CSB09	230	9"	22.23	2.6	7/10
CSB10	250	10"	25.4	2.8	7/10
CSB12	300	12"	25.4	3.0	8/10
CSB14	350	14"	25.4	3.2	8/10

▲ Different arbor sizes and segment specifications are available upon request.



COLD PRESS SINTERED CONTINUOUS RIM

Application:
Designed for precise cutting of ceramic tiles, quarry tiles, marble and granite. Water flood cooling enhances cutting quality and blade life.

COLD PRESS SINTERED CONTINUOUS RIM					
ITEM NO.	OUTER DIAMETER		BORE DIAMETER(MM)	SEGMENT WIDTH(MM)	SEGMENT HEIGHT(MM)
	MM	INCH			
CCB04	105	4"	20	1.7	5/7
CCB43	110	4.3"	22.23	1.7	5/7
CCB45	115	4.5"	22.23	2.0	5/7
CCB05	125	5"	22.23	2.0	5/7
CCB06	150	6"	22.23	2.2	5/7
CCB07	180	7"	22.23	2.2	5/7
CCB08	200	8"	22.23	2.4	5/7
CCB09	230	9"	22.23	2.6	5/7
CCB10	250	10"	25.4	2.8	5/7
CCB12	300	12"	25.4	3.0	6
CCB14	350	14"	25.4	3.2	7

▲ Different arbor sizes and segment specifications are available upon request.



COLD PRESS SINTERED TURBO

Application:
For granite, marble, engineering bricks, concrete, etc..

COLD PRESS SINTERED TURBO					
ITEM NO.	OUTER DIAMETER		BORE DIAMETER(MM)	SEGMENT WIDTH(MM)	SEGMENT HEIGHT(MM)
	MM	INCH			
CTB04	105	4"	20	2.2	7/10
CTB43	110	4.3"	22.23	2.2	7/10
CTB45	115	4.5"	22.23	2.5	7/10
CTB05	125	5"	22.23	2.5	7/10
CTB06	150	6"	22.23	3.0	7/10
CTB07	180	7"	22.23	3.0	7/10
CTB08	200	8"	22.23	3.2	7/10
CTB09	230	9"	22.23	3.2	7/10
CTB10	250	10"	25.4	3.6	7/10
CTB12	300	12"	25.4	4.0	8/10
CTB14	350	14"	25.4	4.0	8/10

▲ Different arbor sizes and segment specifications are available upon request.



COLD PRESS SINTERED TURBO WAVE

Application:
Designed for granite, marble, engineering bricks, concrete and masonry materials.The wave design of steel core guarantees smoother cutting with less chipping and better cooling.

COLD PRESS SINTERED TURBO WAVE					
ITEM NO.	OUTER DIAMETER		BORE DIAMETER(MM)	SEGMENT WIDTH(MM)	SEGMENT HEIGHT(MM)
	MM	INCH			
CTW04	105	4"	20	2.2	7
CTW43	110	4.3"	22.23	2.2	7
CTW45	115	4.5"	22.23	2.5	7
CTW05	125	5"	22.23	2.5	7
CTW06	150	6"	22.23	3.0	7
CTW07	180	7"	22.23	3.0	7
CTW08	200	8"	22.23	3.2	7
CTW09	230	9"	22.23	3.2	7
CTW12	300	12"	25.4	4.0	8

▲ Different arbor sizes and segment specifications are available upon request.



COLD PRESS SINTERED FINE TURBO

Application:
Designed for precise and fast cutting of granite, marble, concrete, bricks and so on.

COLD PRESS SINTERED FINE TURBO					
ITEM NO.	OUTER DIAMETER		BORE DIAMETER(MM)	SEGMENT WIDTH(MM)	SEGMENT HEIGHT(MM)
	MM	INCH			
CFT04	105	4"	20	2.0	7
CFT43	110	4.3"	22.23	2.0	7
CFT45	115	4.5"	22.23	2.5	7
CFT05	125	5"	22.23	2.5	7
CFT06	150	6"	22.23	2.8	7
CFT07	180	7"	22.23	3.0	7
CFT08	200	8"	22.23	3.2	7
CFT09	230	9"	22.23	3.2	7
CFT10	250	10"	25.4	3.4	8/10
CFT12	300	12"	25.4	3.8	8/10
CFT14	350	14"	25.4	4.0	8/10

▲ Different arbor sizes and segment specifications are available upon request.



COLD PRESS SINTERED TURBO SEGMENTED

Application:
For cutting granite, marble, concrete and various kinds of construction materials.

COLD PRESS SINTERED (SLANT) TURBO SEGMENTED					
ITEM NO.	OUTER DIAMETER		BORE DIAMETER(MM)	SEGMENT WIDTH(MM)	SEGMENT HEIGHT(MM)
	MM	INCH			
CTS04	105	4"	20	2.2	7
CTS43	110	4.3"	22.23	2.2	7
CTS45	115	4.5"	22.23	2.5	7
CTS05	125	5"	22.23	2.5	7
CTS06	150	6"	22.23	3.0	7
CTS07	180	7"	22.23	3.0	7
CTS08	200	8"	22.23	3.2	7
CTS09	230	9"	22.23	3.2	7
CTS10	250	10"	25.4	3.6	7
CTS12	300	12"	25.4	4.0	8/10
CTS14	350	14"	25.4	4.0	8/10

▲ Different arbor sizes and segment specifications are available upon request.

GRINDING CUP WHEELS



SINGLE ROW

Application:
For grinding and polishing granite, marble, concrete and concrete products, masonry materials, and all types of natural stone.

SINGLE ROW							
ITEM NO.	OUTER DIAMETER		BORE DIAMETER (MM)	SEGMENT DIMENSION(MM)			NO.OF SEG.
	MM	INCH		L	W	H	
SRW04	105	4''	22. 23	30	5	8	8
SRW45	115	4.5''	22. 23	30	5	8	9
SRW05	125	5''	22. 23	31	5	8	9
SRW06	150	6''	22. 23	35	5	8	10
SRW07	180	7''	22. 23	35	5	8	12
SRW09	230	9''	22. 23	35	5	8	16

▲ Different arbor sizes and segment specifications are available upon request.



DOUBLE ROW

Application:
For grinding and polishing granite, marble, concrete and concrete products, masonry materials, and all types of natural stone.

DOUBLE ROW							
ITEM NO.	OUTER DIAMETER		BORE DIAMETER (MM)	SEGMENT DIMENSION(MM)			NO.OF SEG.
	MM	INCH		L	W	H	
DRW04	105	4''	22. 23	20/30	5/5	8/8	8/8
DRW45	115	4.5''	22. 23	20/30	5/5	8/8	9/9
DRW05	125	5''	22. 23	22/31	5/5	8/8	9/9
DRW06	150	6''	22. 23	22/35	5/5	8/8	10/10
DRW07	180	7''	22. 23	28/35	5/5	8/8	12/12
DRW09	230	9''	22. 23	30/35	5/5	8/8	16/16

▲ Different arbor sizes and segment specifications are available upon request.



TURBO TYPE

Application:
For grinding and polishing granite , marble ,concrete and concrete products , masonry materials, and all types of natural stone with maximum stock removal and free cutting action for wet or dry applications. Especially suitable for edge leveling, grinding polishing or repair jobs where a smooth finish is required.

TURBO TYPE					
ITEM NO.	OUTER DIAMETER		BORE DIAMETER (MM)	SEGMENT WIDTH (MM)	SEGMENT HEIGHT (MM)
	MM	INCH			
TGW04	105	4''	22. 23	5	20
TGW45	115	4.5''	22. 23	5	20
TGW05	125	5''	22. 23	5	20
TGW06	150	6''	22. 23	5	20
TGW07	180	7''	22. 23	5	24
TGW09	230	9''	22. 23	5	30

▲ Different arbor sizes and segment specifications are available upon request.



CONTINUOUS RIM TYPE

CONTINUOUS RIM TYPE					
ITEM NO.	OUTER DIAMETER		BORE DIAMETER (MM)	SEGMENT WIDTH (MM)	SEGMENT HEIGHT (MM)
	MM	INCH			
PCW04	105	4''	22. 23	5	7/10
PCW45	115	4.5''	22. 23	5	7/10
PCW05	125	5''	22. 23	5	7/10

▲ Different arbor sizes and segment specifications are available upon request.



SWIRLY TYPE

SWIRLY TYPE					
ITEM NO.	OUTER DIAMETER		BORE DIAMETER (MM)	SEGMENT WIDTH (MM)	SEGMENT HEIGHT (MM)
	MM	INCH			
SCW04	105	4''	22. 23	5	8
SCW45	115	4.5''	22. 23	5	8
SCW05	125	5''	22. 23	5	8
SCW06	150	6''	22. 23	5	8
SCW07	180	7''	22. 23	5	8

▲ Different arbor sizes and segment specifications are available upon request.



SUPER TURBO TYPE

SUPER TURBO TYPE				
ITEM NO.	OUTER DIAMETER		BORE DIAMETER (MM)	SEGMENT WIDTH (MM)
	MM	INCH		
STW04	105	4''	22. 23	5
STW45	115	4.5''	22. 23	5
STW05	125	5''	22. 23	5
STW06	150	6''	22. 23	5
STW07	180	7''	22. 23	5

▲ Different arbor sizes and segment specifications are available upon request.



GRINDING HEAD

GRINDING HEAD				
ITEM NO.	OUTER DIAMETER		SEGMENT WIDTH (MM)	SEGMENT HEIGHT (MM)
	MM	INCH		
GHD	250	10''	10	10

▲ Different arbor sizes and segment specifications are available upon request.





U SHAPE

U SHAPE					
ITEM NO.	OUTER DIAMETER		SEGMENT WIDTH (MM)	SEGMENT HEIGHT (MM)	SEGMENT NO.
	MM	INCH			
UCW04	105	4"	5	20	8
UCW45	115	4.5"	5	20	9
UCW05	125	5"	5	20	10
UCW06	150	6"	5	20	12
UCW07	180	7"	5	20	14

▲ Different arbor sizes and segment specifications are available upon request.



T SHAPE

T SHAPE					
ITEM NO.	OUTER DIAMETER		SEGMENT WIDTH (MM)	SEGMENT HEIGHT (MM)	SEGMENT NO.
	MM	INCH			
TCW04	105	4"	4	20	8
TCW45	115	4.5"	4	20	9
TCW05	125	5"	4	20	10
TCW06	150	6"	4	20	12
TCW07	180	7"	4	20	14

▲ Different arbor sizes and segment specifications are available upon request.



THREE-SEGMENT TYPE

THREE-SEGMENT CUP WHEEL				
ITEM NO.	OUTER DIAMETER		SEGMENT WIDTH (MM)	SEGMENT HEIGHT (MM)
	MM	INCH		
TSW	70	2-3/4"	10	20

▲ Different arbor sizes and segment specifications are available upon request.

CARVING WHEEL



CARVING WHEEL			
ITEM NO.	OUTER DIAMETER (MM)	SEGMENT WIDTH (MM)	SEGMENT HEIGHT (MM)
CCW	20	2	4.5
CCW	30	2	4.5
CCW	35	2	4.5
CCW	40	2	4.5

▲ Different arbor sizes and segment specifications are available upon request.

TUCK POINT &CRACK CHASER



TUCK POINT

Application:
The wide segments are specially designed for mortared expansion joints and slotting granite, marble, concrete, etc. These blades provide for fast easy removal of grouted or mortared joint material. The blades with tungsten carbide inserts provide superior cutting performance and greatly extended blade life.

TUCK POINT					
ITEM NO.	OUTER DIAMETER		BORE DIAMETER (MM)	SEGMENT WIDTH (MM)	SEGMENT HEIGHT (MM)
	MM	INCH			
TPB04	105	4"	22.23	6.4	7/10
TPB45	115	4.5"	22.23	6.4	7/10
TPB05	125	5"	22.23	6.4	7/10
TPB06	150	6"	22.23	6.4	7/10
TPB07	180	7"	22.23	6.4	7/10
TPB09	230	9"	22.23	6.4	7/10

▲ Different arbor sizes and segment specifications are available upon request.



CRACK CHASER

Application:
Designed for the quick repair of concrete cracks by smooth grooving.

CRACK CHASER					
ITEM NO.	OUTER DIAMETER		BORE DIAMETER (MM)	SEGMENT WIDTH (MM)	SEGMENT HEIGHT (MM)
	MM	INCH			
CCV04	105	4"	22.23	6.4	10
CCV45	115	4.5"	22.23	6.4	10
CCV05	125	5"	22.23	6.4	10
CCV06	150	6"	22.23	6.4	10
CCV07	180	7"	22.23	6.4	10

▲ Different arbor sizes and segment specifications are available upon request.







SANDWICH TUCK POINT

Application:
Combined double or three saw blades for grooving.

SANDWICH TUCK POINT					
ITEM NO.	OUTER DIAMETER		ARBOR SIZE MM	SEGMENT DIAMETER (MM)	SEGMENT HEIGHT (MM)
	MM	INCH			
STP04	105	4"	22.23	6.4/9.5	10
STP45	115	4.5"	22.23	6.4/9.5	10
STP05	125	5"	22.23	6.4/9.5	10
STP06	150	6"	22.23	6.4/9.5	10
STP07	180	7"	22.23	6.4/9.5	10
STP08	200	8"	22.23	6.4/9.5	10
STP09	230	9"	22.23	6.4/9.5	10

▲ Different arbor sizes and segment specifications are available upon request.

TURBO CRACK CHASER

Application:
Provide constant depth with angle cut on marble, granite,bricks, concrete and other materials.

TURBO CRACK CHASER					
ITEM NO.	OUTER DIAMETER		ARBOR SIZE MM	SEGMENT DIAMETER (MM)	SEGMENT HEIGHT (MM)
	MM	INCH			
TCV04	105	4"	22.23	6.4/9.5	10
TCV45	115	4.5"	22.23	6.4/9.5	10
TCV05	125	5"	22.23	6.4/9.5	10
TCV06	150	6"	22.23	6.4/9.5	10
TCV07	180	7"	22.23	6.4/9.5	10
TCV08	200	8"	22.23	6.4/9.5	10
TCV09	230	9"	22.23	6.4/9.5	10

▲ Different arbor sizes and segment specifications are available upon request.

TURBO TUCK POINT

Application:
For concrete,granite,marble,etc..

TURBO TUCK POINT					
ITEM NO.	OUTER DIAMETER		ARBOR SIZE MM	SEGMENT DIAMETER (MM)	SEGMENT HEIGHT (MM)
	MM	INCH			
TTP04	105	4"	22.23	6.4/9.5	10
TTP45	115	4.5"	22.23	6.4/9.5	10
TTP05	125	5"	22.23	6.4/9.5	10
TTP06	150	6"	22.23	6.4/9.5	10
TTP07	180	7"	22.23	6.4/9.5	10
TTP08	230	9"	22.23	6.4/9.5	10

▲ Different arbor sizes and segment specifications are available upon request.

CORE BITS & ACCESSORIES



DRY TYPE

Application:
For masonry, brick, concrete with light or medium steel reinforcing. Also effective for granite, marble and stone. Special vents help keeping the bit cool and provide fast removal of cutting debris.

DRY TYPE								
ITEM NO.	OUTER DIAMETER		OVERALL LENGTH (MM)	TOTAL LS	SEGMENT DIMENSION(MM)			NO.OF SEG.
	MM	INCH			L	W	H	
CLD01	25	1	170	150	17	3.0	7	3
CLD1-1/4	32	1-1/4	170	150	17	3.0	7	3
CLD1-1/2	38	1-1/2	170	150	17	3.0	7	4
CLD02	50	2	170	150	24	3.5	7	3
CLD2-1/2	68	2-1/2	170	150	24	3.5	7	3
CLD03	75	3	170	150	24	3.5	7	4
CLD3-1/2	82	3-1/2	170	150	24	3.5	7	4
CLD04	100	4	170	150	24	4.0	7	5
CLD4-1/2	115	4-1/2	170	150	24	4.0	7	6
CLD05	125	5	170	150	24	4.0	7	6
CLD06	150	6	170	150	24	4.0	7	7
CLD07	180	7	170	150	24	4.0	7	9
CLD08	200	8	170	150	24	4.5	7	9
CLD09	250	9	170	150	24	4.5	7	10
CLD10	250	10	170	150	24	4.5	7	11

▲ Different connections and segment specifications are available upon request.

ITEM NO.	OUTER DIAMETER		OVERALL LENGTH (MM)	EFFECTIVE LENGTH (MM)	SEGMENT DIMENSION(MM)			NO.OF SEG.
	MM	INCH			L	W	H	
CBD2-1/2	68	2-1/2	90	77	24	3.0	7	3
CBD3-1/2	82	3-1/2	90	77	24	3.5	7	4

▲ Different connections and segment specifications are available upon request.



WET TYPE (SINGLE & ASSEMBLY)

Application:
For drilling various ranges of materials including masonry, bricks, concrete blocks, reinforced concrete, etc. with water. The assembly type is made up of three parts: Bit, Tube and Coupling.

WET TYPE (SINGLE & ASSEMBLY)								
ITEM NO.	OUTER DIAMETER		OVERALL LENGTH (MM)	EFFECTIVE LENGTH (MM)	SEGMENT DIMENSION(MM)			NO.OF SEG.
	MM	INCH			L	W	H	
CSW01	25	1	400	350	17	3.0	7	3
CSW1-1/4	32	1-1/4	400	350	17	3.0	7	3
CSW1-1/2	38	1-1/2	400	350	17	3.0	7	4
CSW02	50	2	400	350	24	3.5	7	5
CSW2-1/2	63	2-1/2	400	350	24	3.5	7	6
CSW03	75	3	400	350	24	3.5	7	7
CSW3-1/2	89	3-1/2	400	350	24	3.5	7	8
CSW04	100	4	400	350	24	4.0	7	9
CSW4-1/2	115	4-1/2	400	350	24	4.0	7	10
CSW05	125	5	400	350	24	4.0	7	10
CSW06	150	6	400	350	24	4.0	7	12
CSW07	180	7	400	350	24	4.0	7	14
CSW08	200	8	400	350	24	4.5	7	16
CSW09	230	9	400	350	24	4.5	7	18
CSW10	250	10	400	350	24	4.5	7	20
CSW12	300	12	400	350	24	5.0	7	22
CSW14	350	14	400	350	24	5.0	7	24

▲ Different connections and segment specifications are available upon request.

STEEL CORE

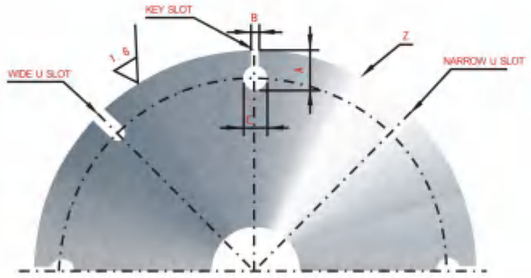

STEEL CORE FOR LASER WELDING

DIA.OF SAW BLADE D	DIA.OF STEEL CORE D1	CENTER HOLE H	PIN HOLE		THICKNESS E	KEY SLOT				NARROW U SLOT			WIDE U SLOT		
			DIA	CENTER TO CENTER		TEETH NO. Z	DEPTH OF SLOT A	WIDTH OF SLOT B	DIA. OF KEY HOLE C	TEETH NO. Z	DEPTH OF SLOT A	WIDTH OF SLOT B	TEETH NO. Z	DEPTH OF SLOT A	WIDTH OF SLOT B
115	95	20 22.2 25.4 50 60 80	⁄	⁄	1.4	8	10	2.5	5	9	10	2.0	8 9	8.5	4
	101														
125	105		⁄	⁄	1.5	9	10	2.5	5	10	10	2.0	9 10	8.5	4
	111														
150	130		⁄	⁄	1.5	9	10	2.5	5	12	10	2.0	12	8.5	4
	136														
180	160		⁄	⁄	1.6	11	10	2.5	5	14	10	2.0	14	8.5	4
	166														
200	180		⁄	⁄	1.8	12	14	3.0	6	13	14	3.0	15	12	6
230	210		⁄	⁄	1.8	16	10 12	3.0	6	16	14	3.0	15	12	6
	216														
250	236		⁄	⁄	1.8	17	14	3.0	6	17	14	3.0	18	12	8
300	280		12 11.1	28.7 31.75	2.0 2.2	18 21 20	14	3.0	6	21	14	3.0	18	14	10
	286														
350	330		12 11.1	28.7 31.75	1.8 2.2	21 24 25	14	3.0	6	24	14	3.0	21	14	10
	336														
400	380		12	28.7	2.2 2.6 2.8	24 28	14	3.0	6	28	14	3.0	24	14	10
	386														
450	426		12	28.7	2.6 2.8	26 32	16	3.0	8	32	14	3.0	26	14	12
	430														
	436														
500	476		12	28.7	2.8 3.0 3.2	30 36	16	3.0	6 8	38	14	3.0	30	14	10 12
	480														
	486														
550	530		12	28.7	3.0 3.2	32	18	3.0	8	⁄	⁄	⁄	32	14	12
600	570		12	28.7	3.2 3.6	36	16 18	3.0	8	42	14	3.0	36	14	10 12
	580														
	586														

▲ Different arbor sizes and specifications are available upon request.

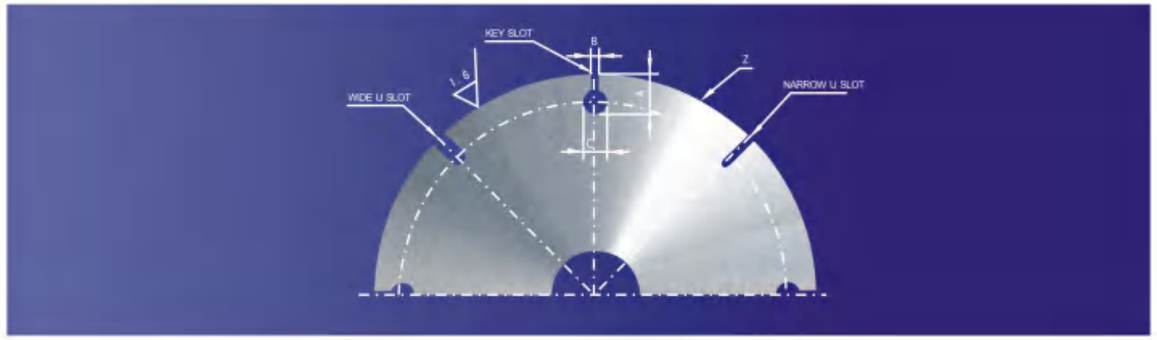

STEEL CORE FOR SILVER BRIZING

DIA.OF SAW BLADE D	DIA.OF STEEL CORE D1		CENTER HOLE H	THICKNESS E		TEETH NO. Z		DEPTH OF SLOT A		WIDTH OF SLOT B		DIA.OF KEY HOLE C
	WIDE U SLOT	NARROW U SLOT / KEY SLOT		WIDE U SLOT	NARROW U SLOT / KEY SLOT	WIDE U SLOT	NARROW U SLOT / KEY SLOT	WIDE U SLOT	NARROW U SLOT / KEY SLOT	WIDE U SLOT	NARROW U SLOT / KEY SLOT	
105	91		20 22.2 25.4 50 60 80	1.2	1.2	8		6.5	10	3	2	6
110	96											
115	101				1.4			8.5		4		
125	111					9	10					
150	136				1.4	12						
180	164	166		1.4 1.6	1.6	14	13 14					
200	186			1.2 1.3	1.2 1.3 1.6	17	13	12	14	6	3	
230	216			1.8	1.8	16	16 18					
250	236			1.5 1.6	1.5 1.6	18	17			8		
300	286			1.8	1.8 2.0 2.2	18	21	14		10		
350	336			2.2	2.2 2.8	21	24 25					
400	384	386		2.5	2.2 2.5 2.8	24	28					
450	434	430 ~ 434		2.8 3.0	2.2 2.5 2.8 3.2	25	32			12		
500	484	480 ~ 484		2.3 3.0 3.5	3.3 3.6 4.0	30	38			10 12		
550	534	⁄		3.3 3.5 4.0	⁄	32	⁄					
600	584	580 ~ 584		3.5 4.0 4.5	3.2 3.6 4.0	36	42					

▲ Different arbor sizes and specifications are available upon request.



3-PC SET

ϕ52 ϕ65 ϕ117
Hex Adaptor
SDS Extension
Drift Key
Pilot Drill
With Aluminium case



5-PC SET

ϕ38 ϕ52 ϕ65 ϕ117 ϕ127
Hex Adaptor
Hex Entension
SDS Adaptor
SDS Extension
Drift Key
Pilot Drill



FLEXIBLE POLISHING PADS (WET & DRY)

Application:
For polishing stone and concrete materials.



FLEXIBLE POLISHING PADS			
ITEM NO.	OUTER DIAMETER		GRIT NO.
	MM	INCH	
FPP3	80	3"	50#, 100#, 200#, 400#, 800#, 1500#, 3000#, BUFF
FPP4	100	4"	
FPP5	125	5"	
FPP6	150	6"	

▲ Different arbor sizes and mesh size are available upon request.



FLEXIBLE RUBBER BACKER			
ITEM NO.	OUTER DIAMETER		ARBOR
	MM	INCH	
FRB3	80	3"	M14/M16
FRB4	100	4"	
FRB5	125	5"	

▲ Different arbor sizes are available upon request.

T.C.T. SAW BLADES



T.C.T. SAW BLADES FOR WOOD CUTTING

Application:
These types of blades are suitable for ripping and cutting of hard and soft wood in thinner sections as well as for cross-cutting.

T.C.T. SAW BLADES FOR WOOD CUTTING			
ITEM NO.	OUT DIAMETER		TEETH NO.
	MM	INCH	
TCT-W04	100	4''	12-40
TCT-W05	125	5''	12-40
TCT-W06	150	6''	20-40
TCT-W07	180	7''	20-40
TCT-W08	200	8''	40-60
TCT-W09	230	9''	40-60
TCT-W10	250	10''	40-80
TCT-W12	300	12''	40-160
TCT-W14	350	14''	40-160
TCT-W16	400	16''	40-160
TCT-W18	450	18''	60-160
TCT-W20	500	20''	60-160

▲ Different arbor sizes and teeth numbers are available upon request.

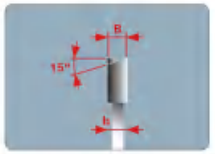

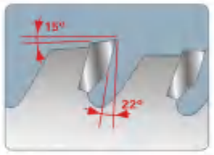



T.C.T.SAW BLADES FOR ALUMINIUM

Application:
For cutting aluminium and other non-ferrous metals. Excellent for thin-walled material (thickness up to 100mm).

T.C.T.SAW BLADES FOR ALUMINIUM			
ITEM NO.	OUT DIAMETER		TEETH NO.
	MM	INCH	
TCT-A04	100	4''	20-40
TCT-A05	125	5''	20-60
TCT-A06	150	6''	40-60
TCT-A07	180	7''	40-80
TCT-A08	200	8''	60-100
TCT-A09	230	9''	80-100
TCT-A10	250	10''	80-120
TCT-A12	300	12''	80-120
TCT-A14	350	14''	80-140
TCT-A16	400	16''	80-140
TCT-A18	450	18''	80-140
TCT-A20	500	20''	80-140

▲ Different arbor sizes and teeth numbers are available upon request.

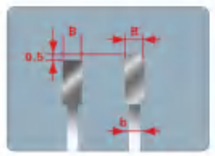

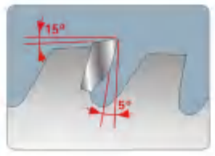





T.C.T.SAW BLADES FOR LAMINATED PANEL

Application:
Trimming saw blades for carpentry and furniture industry.

T.C.T.SAW BLADES FOR LAMINATED PANEL				
ITEM NO.	OUT DIAMETER		KERF(MM)	TEETH NO.
	MM	INCH		
TCT-L06	150	6''	2.8	30
TCT-L07	180	7''	2.8	30
TCT-L08	200	8''	2.8	36
TCT-L09	230	9''	2.8	40
TCT-L10	250	10''	3.2	50
TCT-L12	300	12''	3.2	60
TCT-L14	350	14''	3.2	60
TCT-L16	400	16''	3.5	70
TCT-L18	450	18''	3.5	80
TCT-L20	500	20''	4.0	90

▲ Different arbor sizes and teeth numbers are available upon request.

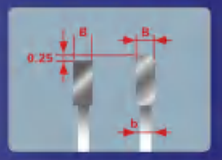

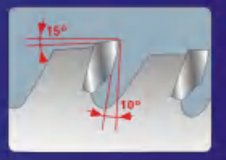





T.C.T.SAW BLADES FOR TABLE SAWS

Application:
General purpose for ripping and cross cutting.

T.C.T.SAW BLADES FOR TABLE SAWS				
ITEM NO.	OUT DIAMETER		KERF(MM)	TEETH NO.
	MM	INCH		
TCT-T10	250	10''	3.2	20
TCT-T12	300	12''	3.2	24
TCT-T14	350	14''	3.2	24
TCT-T16	400	16''	3.5	24
TCT-T18	450	18''	3.5	32
TCT-T20	500	20''	4.0	32

▲ Different arbor sizes and teeth numbers are available upon request.



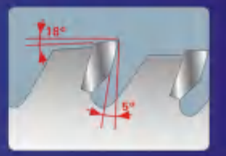









T.C.T. SAW BLADES FOR METAL

Application:
For cutting metal tube or metal bar.

T.C.T. SAW BLADES FOR METAL				
ITEM NO.	OUT DIAMETER		KERF(MM)	TEETH NO.
	MM	INCH		
TCT-M06	150	6"	2.8	30
TCT-M07	180	7"	2.8	30
TCT-M08	200	8"	2.8	36
TCT-M09	230	9"	2.8	40
TCT-M10	250	10"	3.2	50
TCT-M12	300	12"	3.2	60
TCT-M14	350	14"	3.2	60
TCT-M16	400	16"	3.5	70
TCT-M18	450	18"	3.5	80
TCT-M20	500	20"	4.0	90

▲ Different arbor sizes and teeth numbers are available upon request.

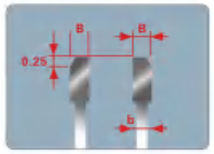

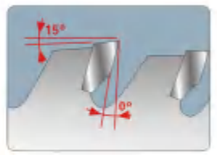

T.C.T.COMMON ROUND SAW BLADE FOR CUTTING WOOD

Application:
For cutting soft and hard wood.



T.C.T.COMMON ROUND SAW BLADE FOR CUTTING WOOD			
ITEM NO.	OUT DIAMETER		TEETH NO.
	MM	INCH	
TCT-R04	100	1.2	40
TCT-R05	125	1.2	40
TCT-R06	150	1.2	60
TCT-R07	180	1.4	80
TCT-R08	200	1.5	80
TCT-R09	230	1.6	100
TCT-R10	250	1.8	100
TCT-R12	300	2.0	120
TCT-R14	350	2.2	140
TCT-R16	400	2.4	140
TCT-R18	450	2.4	140
TCT-R20	500	2.4	160

▲ Different arbor sizes and teeth numbers are available upon request.



DIAMOND ELECTROPLATED TOOLS







